


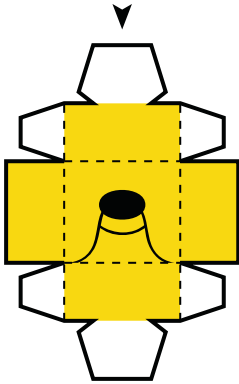


Print template on sturdy paper.
Cut carefully along solid black outline.
Score and fold on dotted lines.
Tape or glue folded tabs to the insides.
Note: Ask your parents to help
when using scissors or cutters.

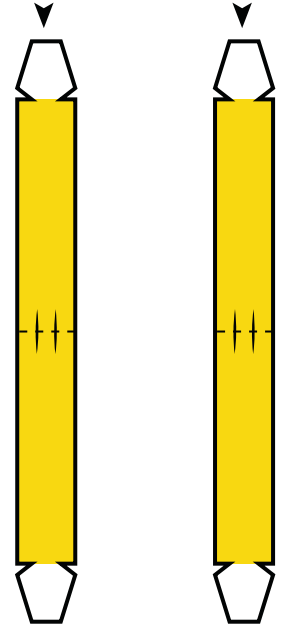
This is what your assembled JAKE
Paper Foldable should look like!



Assemble muzzle and insert
tabs into slits on JAKE'S face



Tape arm sides together and insert
tabs into slits on JAKE'S sides



Cut slits on JAKE'S sides and face

Tape leg sides together

